



REACH Leadership STEAM Academy

science | technology | engineering | art | math

Board of Directors Regular Meeting

Monday, October 26, 2015 - 7:00 PM

This meeting will be held at: 4850 Jurupa Ave., Riverside, CA 92504

Conference Call

Participant Access Code: 185543#

Conference Dial-in Number: (712) 432-1500

Subscriber PIN Code: 1069689#

1. Call to Order & Roll Call

Meeting is called to order at:

Member	Present	Absent
Carla Crow		
Trayci Nelson		
Jennifer Boren		
Beverly Saffold		
Frederica Bush		
Totals:		

Introduction of Guests:

- 1.
- 2.
- 3.
- 4.

2. Review & Approval of Agenda

Motion: Second: Vote:

3. Invitation to the Public to Address the Board

4. Reports

- a. Director's Report
- b. Board Discussion- *Educational Effectiveness Plan*
- c. Financial Report

5. Action Items

a. Approval of Board Meeting Minutes - September 28, 2015:

Member	Aye	Nay	Abstain	Absent
Carla Crow				
Trayci Nelson				
Jennifer Boren				
Beverly Saffold				
Frederica Bush				
Totals:				

b. Approval of Check Register - September 2015:

Member	Aye	Nay	Abstain	Absent
Carla Crow				
Trayci Nelson				
Jennifer Boren				
Beverly Saffold				
Frederica Bush				
Totals:				

c. Transitional Kindergarten (TK) Waiver

Ed Code or CCR to Waive: REACH Leadership STEAM Academy would like to request a waiver to the California School Board of Education (EC 37202) allowing its Transitional Kindergarten program to dismiss 1 hour prior to its Kindergarten program. Provisions are as follows: a) Except if a school has been closed by order to a city or a county board of health, or of the State Board of Health, on account of contagious disease, or if the school has been closed on account of fire, flood, or other public disaster, the governing board of the school district shall maintain all of the elementary day schools established by it for an equal length of time during the school year and all of the day. According to Education Code Section 33050, a school district may request a waiver for the equity length of time required for Kindergarten programs.

Outcome Rationale: REACH extended day Kindergarten program provides 390 instructional minutes per day to its students. Its authorizing school district allots 285 maximum instructional minutes per day for TK and kindergarten programs. The State of California requires 240 instructional minutes or 4 hours per day maximum per

kindergarten program. REACH is requesting a Transitional Kindergarten (TK) Waiver which will allow its TK students to dismiss 1 hour prior to its kindergarten program allotting 330 instructional minutes per day. Per Ed Code Section 37202, TK programs operated by a school district must be of equal length to any kindergarten program within the same district. If TK program instructional minutes are of a different length than the kindergarten program, a waiver request must be submitted to the California State Board of Education. REACH TK program will operate from 7:45 a.m. to 2:00 p.m. Within this timeframe, its TK program will receive the same length of core instruction in Language Arts and Mathematics as its regular kindergarten program and will continue to exceed state and local district instructional minute requirements.

It is recommended that the REACH School Board approve request to pursue Transitional Kindergarten Waiver allowing Transitional Kindergarten program to dismiss 1 hour prior to regular Kindergarten dismissal.

Motion:	Second:	Vote:		
Member	Aye	Nay	Abstain	Absent
Carla Crow				
Trayci Nelson				
Jennifer Boren				
Beverly Saffold				
Frederica Bush				
Totals:				

6. Board Comments

7. Adjournment

Meeting is adjourned at:
 Motion: Second:

Next board meeting date:

This legislative body conducts business under the meeting requirements of the Ralph M. Brown Act.

MEETING AGENDA & RELATED MATERIALS

Agendas for regular meetings as defined by the Brown Act will be posted at the meeting site and the legislative body's website, if applicable, 72 hours prior to the start of the meeting. Agendas for special meetings as defined by the Brown Act will be posted at the meeting site and the legislative body's website, if applicable, 24 hours before the start of the meeting. Materials relating to an agenda topic that is a matter of public record in open session, will be made available for public inspection 72 hours prior to the start of the meeting, or, alternatively, when the materials are distributed to at least the majority of the board members.

THE ORDER OF BUSINESS MAY BE CHANGED WITHOUT NOTICE

Notice is hereby given that the order of consideration of matters on this agenda may be changed without prior notice.

REASONABLE LIMITATIONS MAY BE PLACED ON PUBLIC TESTIMONY

The Governing Board's presiding officer reserves the right to impose reasonable time limits on public testimony to ensure that the agenda is completed.

SPECIAL PRESENTATION MAY BE MADE

Notice is hereby given that, consistent with the requirements of the *Bagley-Keene Open Meeting Act*, special presentations not mentioned in the agenda may be made at this meeting. However, any such presentation will be for information only.

REASONABLE ACCOMMODATION WILL BE PROVIDED FOR ANY INDIVIDUAL WITH A DISABILITY

Pursuant to the *Rehabilitation Act of 1973* and the *Americans with Disabilities Act of 1990*, any individual with disability who requires reasonable accommodation to attend or participate in this meeting may request assistance by contacting REACH Leadership STEAM Academy at 4850 Jurupa Ave., Riverside, CA 92506; (951) 275-8850; (951) 275-8829 fax.

FOR MORE INFORMATION

For more information concerning this agenda or for materials relating to this meeting please contact REACH Leadership STEAM Academy at 4850 Jurupa Ave., Riverside, CA 92506; (951) 275-8850; (951) 275-8829 fax.

REACH LEADERSHIP STEAM ACADEMY

EDUCATIONAL EFFECTIVENESS EXPENDITURE REPORT

10/23/15

Educator Effectiveness Block Grant was approved by the Governor of California in June 2015. REACH is forecasted to receive \$20,531 to be allocated toward increasing and enhancing teacher effectiveness. School districts may use the funding for specific professional development activities. REACH Leadership STEAM Academy is requesting approval to use the allocation of funding from the block grant for the following purposes and proposes to expend the funds in the 2016–17 fiscal year. The following are proposed:

Beginning Teacher and Administrator Support Resources- can be used to support and/or provide mentoring opportunities for beginning teachers and administrators. This support includes, but is not limited to, programs supporting new teacher and administrator ability to teach or lead effectively and to meet induction requirements adopted by the Commission on Teacher Credentialing (CTC). In addition, resources may be used to meet the minimum requirements for a preliminary, multiple or single subject teaching credential as described in Education Code Section 44259. REACH requests allocation of \$8,000 for beginning teachers to participate in a two-year beginning teacher induction program.

Coaching and Support for Improvement Resources- can be used for professional development, coaching and support services for teachers who have been identified by the local educational agencies as needing improvement or additional support. REACH Requests allocation of \$2,000.00 for coaching and mentoring services and additional professional development for individual teachers identified as needing support.

Standards Based Professional Development Resources- can be used to provide professional development for teachers and administrators that are aligned to the state content standards. REACH Requests allocation of \$6,531.00 for research-based, Common Core aligned professional development for both teachers and administrators.

Promoting Quality and Effectiveness Resources- can be used to promote educator quality and effectiveness including, but not limited to, training on mentoring and coaching certificated staff and training certificated staff to support effective teaching and learning. REACH requests allocation of \$4,000.00 for training, mentoring and coaching certified staff to promote educator quality and effectiveness.

REACH Leadership Academy

September 2015 Financials

© EdTec, Inc. 2015

October 26, 2015



Business and Development Specialists
for Charter Schools

Amita Parikh



Agenda

- ❖ State Funding Update
- ❖ Forecast Update
- ❖ ADA Projections
- ❖ Cash Flow Forecast
- ❖ Risks

FY 16 Educator Effectiveness Entitlement



Detailed information published this month on one-time funding for improving teacher quality

- One-time grant from state to fund teacher quality improvement initiatives
- Amount is \$1,466 per certificated FTE reported in CALPADS in FY15
- 80% of funds disbursed in December 2015; 20% in March 2016
- Funds can be spent over 3 years (FY16-FY18)
- Four major types of eligible expenses
 - Beginning teacher and administrator support and mentoring (including BTSA induction)
 - Professional development and support for teachers identified as needing improvement
 - Professional development for teachers and admin aligned to state content standards
 - Professional development focused on mentoring and coaching certificated staff
- Schools must approve plan and track expenses to be in compliance
 - Present expenditure plan at board meeting; approve it at subsequent meeting
 - Provide detailed expenditure report to CDE on or before July 1, 2018
 - Format for reporting still in development
 - Will require number of teachers, admin, and paras who received professional development
 - Likely to also request list of specific expenditures
- **REACH will receive \$20,531 from this grant**

Special Advance Apportionments

New Grade Level Expansion Charter Schools in 2015-16



- Purpose of special advance apportionment is to fund schools that are adding at least one new grade level this fall
 - *REACH will receive \$65,276K in October*
 - Disbursement is for July through November 2015
 - Equals 37% of the school's estimated increase in funding derived from new grade level for the 15-16 fiscal year
 - Apportionment calculation is based on estimated ADA reported on the PENSEC report and other components of LCFF consistent with regular advance apportionment

- **What's Next?**
 - Next advance apportionment for expanding schools will be revised based on actual first 20 days and will cover December and January
 - Payment certifies in December or January and will likely be disbursed in late January

Financial Summary

Forecasted Operating Income is \$628,269 after depreciation,
\$251k higher than Approved Budget

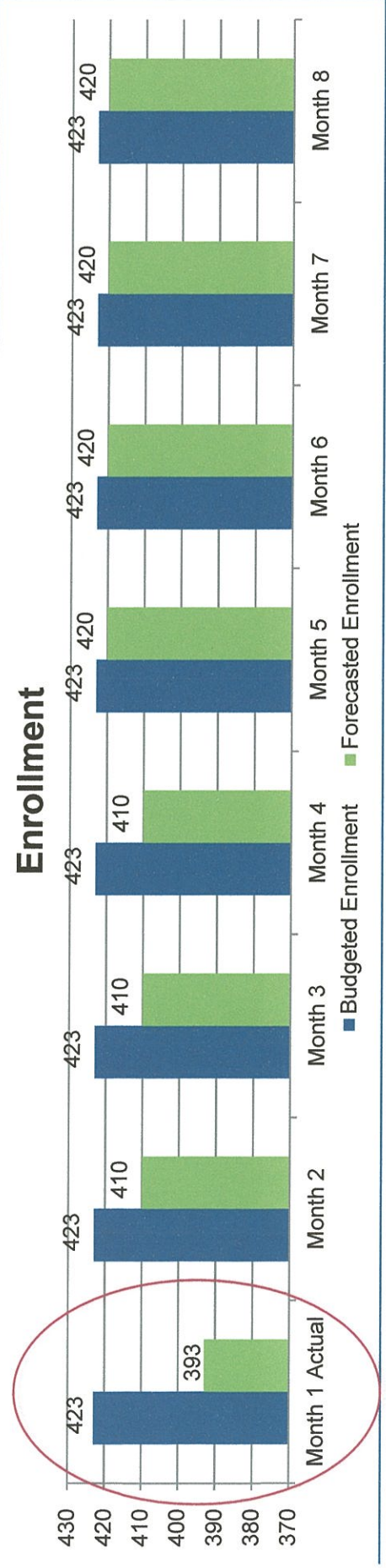
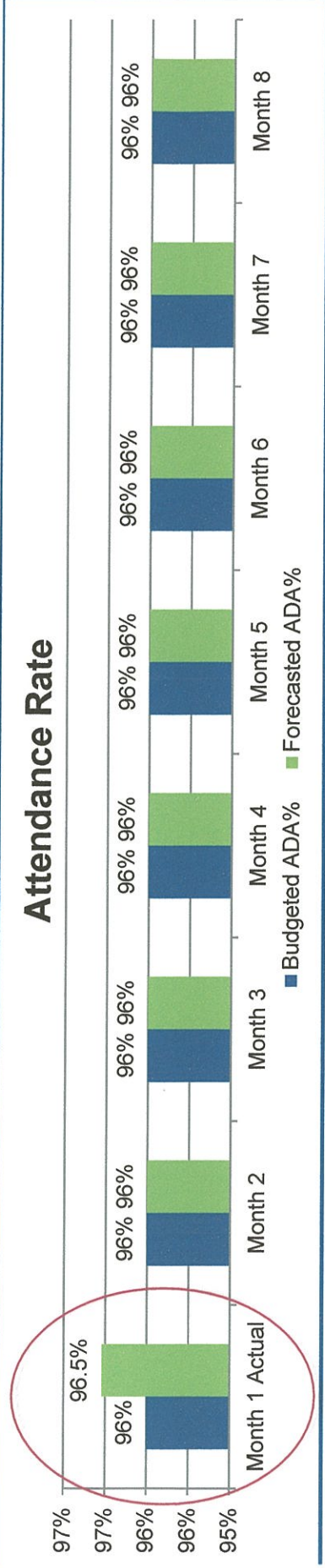
	Actual YTD	Approved Budget	Previous Month's Forecast	Current Forecast	(Previous vs. Current Forecast)	(Budget vs. Current Forecast)
SUMMARY						
Revenue						
General Block Grant	225,043	3,124,786	3,063,672	3,049,734	(13,938)	(75,052)
Federal Revenue	-	78,144	78,144	78,144	-	-
Other State Revenues	87	383,445	466,063	486,257	20,194	102,812
Local Revenues	7,407	42,418	42,425	42,425	-	7
Fundraising and Grants	1,767	60,000	59,993	59,993	-	(7)
Total Revenue	234,304	3,688,793	3,710,297	3,716,553	6,256	27,760
Expenses						
Compensation and Benefits	343,096	1,758,891	1,768,980	1,777,543	(8,562)	(18,652)
Books and Supplies	68,825	148,894	148,894	148,894	-	-
Services and Other Operating Expenditures	259,915	1,063,934	1,163,750	1,161,719	2,031	(97,785)
Capital Outlay	641	1,600,000	-	641	(641)	1,599,359
Total Expenses	672,477	4,571,719	3,081,625	3,088,797	(7,172)	1,482,922
Operating Income (excluding Depreciation)	(438,173)	(882,927)	628,672	627,756	(916)	1,510,683
Operating Income (including Depreciation)	(437,532)	377,157	628,672	628,269	(403)	251,112
Fund Balance						
Beginning Balance (Unaudited)	12,459	16,166	12,459	12,459		
Operating Income (including Depreciation)	(437,532)	377,157	628,672	628,269		
Ending Fund Balance (including Depreciation)	(425,073)	393,323	641,131	640,728		

Fund balance at 21% of expenses

Despite increases in revenue, Forecasted Operating Income is \$0.4k lower than last month due to increased expenses & lower enrollment

ADA Projection

ADA is forecasted at 396.54, 9.5 lower than Approved Budget



Projected lower enrollment is driving decrease in budgeted ADA by year-end.
REACH needs to meet enrollment goals to maintain revenue projections

Revenue Changes

Forecasted Revenues increased by \$6k to \$3.72M since Previous Forecast



Category	Change
LCFF	<ul style="list-style-type: none">• Decreased \$14k• LCFF projections decreased due to lower enrollment in Month 1 (actuals)• Approved Budget = 423• Previous Forecast = 410• Month 1 (actual) = 393
Federal Funding	<ul style="list-style-type: none">• No Change
Other State Funding	<ul style="list-style-type: none">• Increased \$20k• Added Educator Effectiveness Funding based on entitlement schedule
Local Revenues & Fundraising	<ul style="list-style-type: none">• No Change

REACH needs to meet Enrollment and ADA % forecast to avoid further drops in LCFF funding

Expense Changes

Forecasted Expenses increased by \$7k to \$3.09M since Previous Forecast



Compensation & Benefits	<ul style="list-style-type: none">• Increased \$8k• Added in projected extra duty stipends for teachers + benefits
Books & Supplies	<ul style="list-style-type: none">• No Change
Services & Operating	<ul style="list-style-type: none">• Decreased \$2k• Due to lower projected ADA, Special Ed Encroachment & District Oversight decreased by \$2k
Capital Outlay	<ul style="list-style-type: none">• Increased \$1k• Blueprint costs for facility (not budgeted)

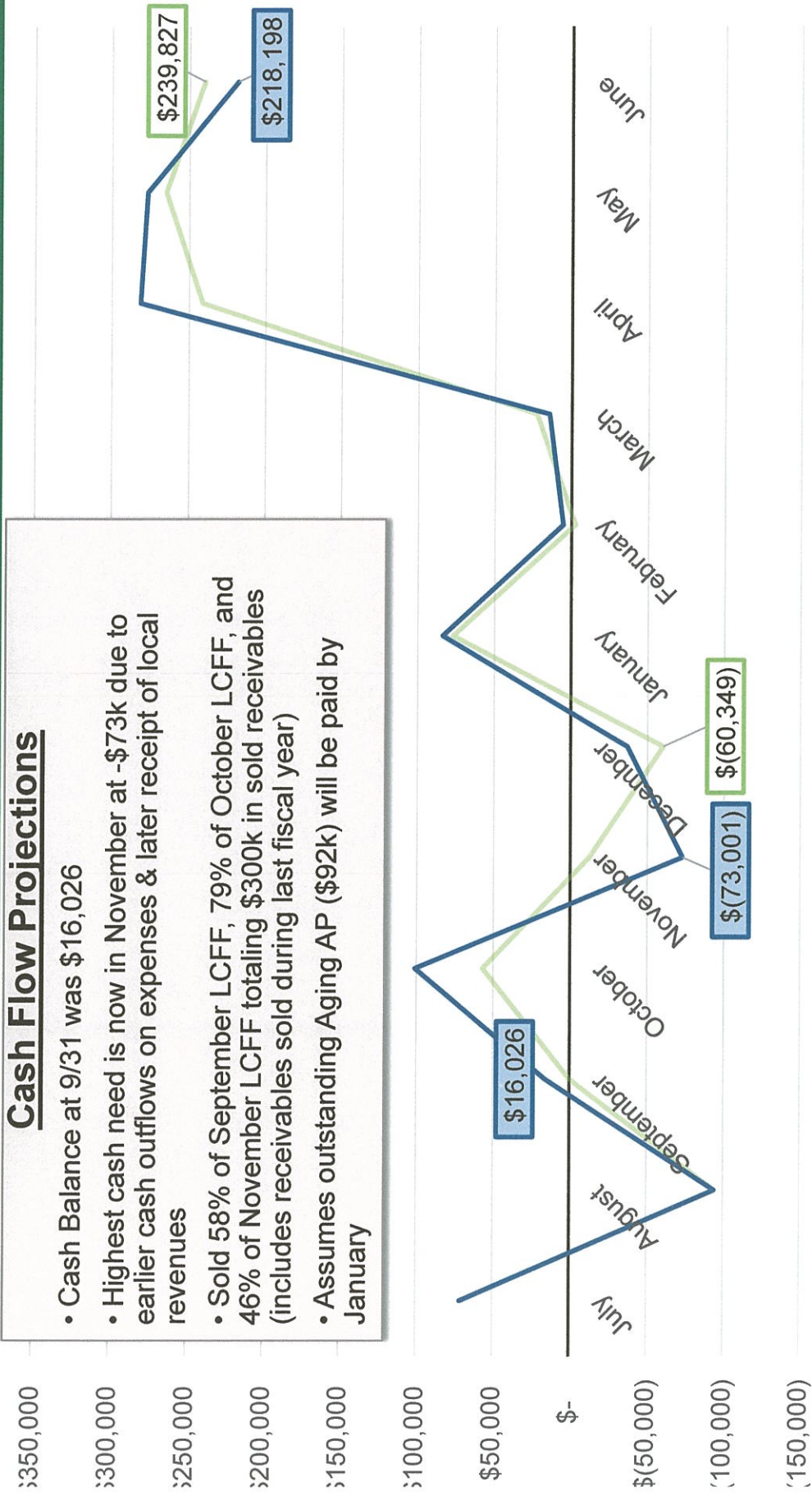
Overall, increase in forecasted expenses has off-set some of the revenue gains from the Educator Effectiveness Grant

Cash Flow Forecast

Forecasted Ending Cash balance at \$218,198, \$21k lower than last month

Cash Flow Projections

- Cash Balance at 9/31 was \$16,026
- Highest cash need is now in November at -\$73k due to earlier cash outflows on expenses & later receipt of local revenues
- Sold 58% of September LCFF, 79% of October LCFF, and 46% of November LCFF totaling \$300k in sold receivables (includes receivables sold during last fiscal year)
- Assumes outstanding Aging AP (\$92k) will be paid by January



— Previous Forecast — Current Forecast


Risks

Without meeting budget assumptions, forecast & cash flow could significantly change



Assumption	Potential Impact on Budget & Cash Flow
<p>Enrollment is 413 with 96% attendance (P-2 ADA = 396.54)</p>	<ul style="list-style-type: none"> • Lower enrollment or attendance rate will reduce revenue • Cash flow will be impacted after P-1 in January
<p>Local Revenue & Fundraising Goals are met (\$27k After school and \$60k fundraising)</p>	<ul style="list-style-type: none"> • Without this revenue, operating income would decrease \$87k • Cash flow assumes \$3k/month from After School and \$6k/month from Fundraising – not receiving monthly will impact cash forecast
<p>State & Federal revenue sources are funded as currently projected</p> <p>Expenses stay within the current forecast</p>	<ul style="list-style-type: none"> • Changes in rates (i.e. Title funding rates) could impact both operating income and cash flow • Exceeding budget will increase expenses & create a larger cash need during the year
<p>No Deferrals</p>	<ul style="list-style-type: none"> • Even if state budget is approved with no deferrals, economic conditions in California could change quickly and necessitate deferrals at some point in year

REACH needs to continue following Budget and managing cash flow to prepare for facility expansion in future years



Exhibits

September Forecast vs. Actuals

Cash Flow Forecast

REACH Leadership Academy

Budget vs. Actuals

As of most recent monthly close

	Actual			Budget		
	Sep	Actual YTD	Approved Budget	Previous Month's		Forecast
				Forecast	Current Forecast	
				(Previous vs. Current Forecast)	(Budget vs. Current Forecast)	Forecast Remaining
SUMMARY						
Revenue						
General Block Grant	145,928	225,043	3,124,786	3,063,672	3,049,734	2,824,691
Federal Revenue	-	-	78,144	78,144	78,144	78,144
Other State Revenues	-	87	383,445	466,063	486,257	486,169
Local Revenues	7,400	7,407	42,418	42,425	42,425	35,018
Fundraising and Grants	1,304	1,767	60,000	59,993	59,993	58,227
Total Revenue	154,632	234,304	3,688,793	3,710,297	3,716,553	3,482,249
Expenses						
Compensation and Benefits	146,635	343,096	1,758,891	1,768,980	1,777,543	1,434,447
Books and Supplies	40,658	68,825	148,894	148,894	148,894	80,069
Services and Other Operating Expenditures	116,905	259,915	1,063,934	1,163,750	1,161,719	901,804
Capital Outlay	(1,748)	641	1,600,000	-	641	-
Total Expenses	302,450	672,477	4,571,719	3,081,625	3,088,797	2,416,320
Operating Income (excluding Depreciation)	(147,818)	(438,173)	(882,927)	628,672	627,756	1,065,929
<i>Operating Income (including Depreciation)</i>	<i>(149,566)</i>	<i>(437,532)</i>	<i>377,157</i>	<i>628,672</i>	<i>628,269</i>	<i>1,065,801</i>
Fund Balance						
Beginning Balance (Unaudited)	(275,507)	12,459	16,166	12,459	12,459	
Operating Income (including Depreciation)	(149,566)	(437,532)	377,157	628,672	628,269	
Ending Fund Balance (including Depreciation)	(425,073)	(425,073)	393,323	641,131	640,728	

REACH Leadership Academy

Budget vs. Actuals

As of most recent monthly close

Detail	Actual		Budget					
	Sep	Actual YTD	Approved Budget	Previous Month's Forecast	Current Forecast	(Previous vs. Current Forecast)	(Budget vs. Current Forecast)	Forecast Remaining
Enrollment Summary								
K-3			359	351	349	(2)	(10)	
4-6			64	64	64	(1)	(1)	
Total Enrolled			423	415	413	(2)	(10)	
ADA %								
K-3			96%	96%	96%			
4-6			96%	96%	96%			
Average			96%	96%	96%			
ADA								
K-3			344.6	337.0	335.6			
4-6			61.4	61.4	61.0			
Total ADA			406.1	398.4	396.5			

REACH Leadership Academy

Budget vs. Actuals

As of most recent monthly close

REVENUE	Budget									
	Actual		Previous Month's		Current Forecast		Previous vs. Current Forecast		Budget vs. Current Forecast	
	Sep	Actual YTD	Approved Budget	Forecast	Forecast	Forecast	Current Forecast	Current Forecast	Current Forecast	Remaining Forecast
LCFF Entitlement										
8011 Charter Schools LCFF - State Aid	79,115	158,230	2,162,293	2,069,827	2,004,180	(65,647)	(158,113)	-	1,845,950	
8012 Education Protection Account Entitlement	-	-	455,640	468,148	522,313	54,165	66,673	-	522,313	
8096 Charter Schools in Lieu of Property Taxes	66,813	66,813	506,853	525,697	523,241	(2,456)	16,388	-	456,428	
SUBTOTAL - LCFF Entitlement	145,928	225,043	3,124,786	3,063,672	3,049,734	(13,938)	(75,052)	-	2,824,691	
Federal Revenue										
8100 Title I	-	-	77,256	77,256	77,256	-	-	-	77,256	
8291 Title II	-	-	888	888	888	-	-	-	888	
SUBTOTAL - Federal Income	-	-	78,144	78,144	78,144	-	-	-	78,144	
Other State Revenues										
8300 Other State Apportionments - Prior Years	-	87	-	87	87	-	87	-	-	
8319 School Facilities Apportionments	-	-	158,109	225,557	225,557	-	67,448	-	225,557	
8545 Mandated Cost Reimbursements	-	-	159,551	168,307	168,307	-	8,757	-	168,307	
8560 State Lottery Revenue	-	-	65,785	72,110	71,774	(337)	5,989	-	71,774	
8590 All Other State Revenue	-	-	-	-	20,531	20,531	20,531	-	20,531	
SUBTOTAL - Other State Income	-	87	383,445	466,063	486,257	20,194	102,812	-	486,169	
Other Local Revenue										
8600 Food Service Sales	1,494	1,494	15,418	15,418	15,418	-	-	-	13,925	
8634 All Other Sales	-	7	-	7	7	-	7	-	-	
8676 After School Program Revenue	-	-	27,000	27,000	27,000	-	-	-	27,000	
8999 Uncategorized Revenue	5,907	5,907	-	-	-	-	-	-	(5,907)	
SUBTOTAL - Local Revenues	7,400	7,407	42,418	42,425	42,425	-	7	-	35,018	
Donations/Fundraising										
8800 Donations - Private	1,304	1,763	-	459	1,763	1,304	1,763	-	-	
8802 Fundraising	-	4	60,000	59,534	58,230	(1,304)	(1,770)	-	58,227	
SUBTOTAL - Fundraising and Grants	1,304	1,767	60,000	59,993	59,993	(0)	(7)	-	58,227	
TOTAL REVENUE	154,632	234,304	3,688,793	3,710,297	3,716,553	6,256	27,760	-	3,482,249	

REACH Leadership Academy

Budget vs. Actuals

As of most recent monthly close

	Actual		Budget									
	Sep	Actual YTD	Approved Budget	Previous Month's Forecast		Current Forecast		Forecast Remaining				
				Forecast	Forecast	Forecast	Forecast					
EXPENSES												
Compensation & Benefits												
1000	-											
1100	68,570	133,556	756,000	712,076	719,576	719,576	(7,500)	36,424	586,021			
1300	18,667	56,667	240,000	227,167	227,167	227,167	-	12,833	170,500			
	87,237	190,222	996,000	939,243	946,743	946,743	(7,500)	49,257	756,521			
SUBTOTAL - Certificated Employees												
2000												
2100	23,569	36,208	206,676	261,967	261,967	261,967	-	(55,291)	225,759			
2400	16,063	40,248	128,000	211,192	211,192	211,192	-	(83,192)	170,943			
2900	-	-	69,000	-	-	-	-	69,000	-			
	39,632	76,456	403,676	473,158	473,158	473,158	-	(69,482)	396,702			
SUBTOTAL - Classified Employees												
3000												
3100	9,361	22,960	106,871	100,781	101,586	101,586	(805)	5,285	78,626			
3300	4,266	9,228	45,540	50,068	50,176	50,176	(109)	(4,636)	40,948			
3400	2,622	36,497	163,020	163,020	163,020	163,020	-	-	126,523			
3500	1,141	2,981	12,915	14,677	14,677	14,677	-	(1,762)	11,696			
3600	2,376	4,752	30,869	28,034	28,183	28,183	(149)	2,687	23,431			
	19,766	76,418	359,215	356,579	357,641	357,641	(1,062)	1,574	281,224			
SUBTOTAL - Employee Benefits												

REACH Leadership Academy

Budget vs. Actuals

As of most recent monthly close

	Actual		Budget					
	Sep	Actual YTD	Approved Budget	Previous Month's Forecast	Current Forecast	(Previous vs. Current Forecast)	(Budget vs. Current Forecast)	Forecast Remaining
4000 Books & Supplies								
4100 Approved Textbooks & Core Curricula Materials	3,589	11,522	38,000	38,000	38,000	-	-	26,478
4325 Instructional Materials & Supplies	10,823	12,216	20,000	20,000	20,000	-	-	7,784
4330 Office Supplies	7,146	8,153	14,163	14,163	14,163	-	-	6,009
4410 Classroom Furniture, Equipment & Supplies	19,048	22,150	30,250	30,250	30,250	-	-	8,100
4420 Computers (individual items less than \$5k)	17	11,161	26,950	26,950	26,950	-	-	15,789
4710 Student Food Services	35	2,779	17,132	17,132	17,132	-	-	14,352
4720 Other Food	-	843	2,400	2,400	2,400	-	-	1,557
SUBTOTAL - Books and Supplies	40,658	68,825	148,894	148,894	148,894	-	-	80,069
5000 Services & Other Operating Expenses								
5210 Conference Fees	-	-	12,000	5,000	-	5,000	12,000	-
5220 Travel and Lodging	1,122	12,975	5,000	12,000	17,000	(5,000)	(12,000)	4,025
5225 Travel - Meals & Entertainment	215	215	2,000	2,000	2,000	-	-	1,785
5305 Dues & Membership - Professional	173	173	2,115	2,115	2,115	-	-	1,942
5450 Insurance - Other	2,063	7,531	14,060	23,777	23,777	-	(9,717)	16,246
5515 Janitorial, Gardening Services & Supplies	-	1,400	24,000	8,500	8,500	-	15,500	7,100
5535 Utilities - All Utilities	-	-	42,000	42,000	42,000	-	-	42,000
5605 Equipment Leases	2,612	3,748	16,068	16,068	16,068	-	-	12,320
5610 Rent	50,468	85,673	210,812	300,743	300,743	-	(89,931)	215,070
5615 Repairs and Maintenance - Building	8,028	8,028	21,081	21,081	21,081	-	-	13,053
5803 Accounting Fees	2,153	4,306	9,270	9,270	9,270	-	-	4,964
5805 Administrative Fees	-	-	2,000	2,000	2,000	-	-	2,000
5809 Banking Fees	68	83	618	618	618	-	-	535
5812 Business Services	12,806	38,417	152,421	153,335	153,601	(266)	(1,180)	115,183
5824 District Oversight Fees	2,129	2,129	21,623	20,698	20,042	656	1,581	17,913
5833 Fines and Penalties	225	1,217	6,000	6,000	6,000	-	-	4,783
5839 Fundraising Expenses	1,118	1,118	1,200	1,200	1,200	-	-	82
5843 Interest - Loans Less than 1 Year	-	-	80,147	1,459	1,459	-	78,688	1,459
5845 Legal Fees	-	-	8,622	8,622	8,622	-	-	8,622
5848 Licenses and Other Fees	506	506	481	481	506	(25)	(25)	-
5852 Receivable Sale Fees	6,229	6,229	36,000	36,000	36,000	-	-	29,771
5857 Payroll Fees	233	658	3,863	3,863	3,863	-	-	3,205
5860 Printing and Reproduction	-	-	941	941	941	-	-	941
5861 Prior Yr Exp (not accrued)	-	79	-	79	79	-	(79)	-
5863 Professional Development	3,900	4,495	10,000	10,000	10,000	-	-	5,505

REACH Leadership Academy

Budget vs. Actuals

As of most recent monthly close

	Actual		Budget					
	Sep	Actual YTD	Approved Budget	Previous Month's Forecast	Current Forecast	(Previous vs. Current Forecast)	(Budget vs. Current Forecast)	Forecast Remaining
5872 Special Education Encroachment	13,188	39,564	311,790	356,265	354,601	1,664	(42,811)	315,037
5875 Staff Recruiting	-	-	618	618	618	-	-	618
5878 Student Assessment	-	3,778	9,584	9,584	9,584	-	-	5,806
5880 Student Health Services	-	-	1,230	1,230	1,230	-	-	1,230
5884 Substitutes	273	20,981	28,583	79,583	79,583	-	(51,000)	58,602
5887 Technology Services	-	-	1,584	396	-	396	1,584	-
5896 Internet/Website consulting	-	135	1,384	1,384	1,779	(395)	(395)	1,644
5899 Miscellaneous Operating Expenses	9,034	14,736	-	-	-	-	-	(14,736)
5910 Communications - Internet / Website Fees	-	12	1,200	1,200	1,200	-	-	1,188
5915 Postage and Delivery	339	1,170	1,640	1,640	1,640	-	-	470
5920 Communications - Telephone & Fax	23	560	24,000	24,000	24,000	-	-	23,440
SUBTOTAL - Services & Other Operating Exp.	116,905	259,915	1,063,934	1,163,750	1,161,719	2,031	(97,785)	901,804
6000 Capital Outlay								
6100 Sites & Improvement of Sites	(2,389)	-	1,600,000	-	-	-	1,600,000	-
6200 Buildings & Improvement of Buildings	641	641	-	-	641	(641)	(641)	-
SUBTOTAL - Capital Outlay	(1,748)	641	1,600,000	-	641	(641)	1,599,359	-
TOTAL EXPENSES	302,450	672,477	4,571,719	3,081,625	3,088,797	(7,172)	1,482,922	2,416,320
6900 Total Depreciation (includes Prior Years)								
	-	-	339,916	-	128	128	339,788	128
TOTAL EXPENSES including Depreciation	304,198	671,836	3,311,636	3,081,625	3,088,284	(6,403)	223,352	2,416,448

REACH Leadership Academy
 Monthly Cash Forecast
 As of most recent monthly close

	2015/16												Forecast	API/AR	
	Actual & Projected														
	Jul Actual	Aug Actual	Sep Actual	Oct Projected	Nov Projected	Dec Projected	Jan Projected	Feb Projected	Mar Projected	Apr Projected	May Projected	Jun Projected			
Beginning Cash	\$186,034	71,278	(94,183)	16,026	100,956	(73,001)	(36,867)	83,760	5,416	14,526	281,379	276,888			
Revenue															
General Block Grant	-	79,115	145,928	357,546	175,174	175,174	301,971	175,174	298,712	447,250	254,371	254,371	3,049,734	384,949	
Federal Income	-	-	-	13,849	-	-	32,860	-	-	31,258	-	-	78,144	178	
Other State Income	87	-	-	-	4,411	187,389	78,141	-	4,106	111,834	12,583	-	486,257	87,705	
Local Revenues	7	-	7,400	(1,359)	4,547	4,547	4,547	4,547	4,547	4,547	4,547	4,547	42,425	-	
Fundraising and Grants	461	2	1,304	6,470	6,470	6,470	6,470	6,470	6,470	6,470	6,470	6,470	59,993	-	
Total Revenue	555	79,117	154,632	376,505	190,602	373,560	423,989	186,191	313,835	601,358	277,970	265,388	3,716,553	472,832	
Expenses															
Compensation & Benefits	51,914	144,547	146,635	177,912	154,514	154,514	160,385	155,248	155,248	151,872	151,872	172,884	1,777,543	-	
Books & Supplies	2,030	26,137	40,658	3,906	173	4,456	19,173	1,589	10,872	30,726	1,589	7,584	148,894	-	
Services & Other Operating Expenses	60,393	82,618	116,905	32,091	75,156	82,137	98,163	91,868	122,774	106,494	106,322	120,930	1,161,719	65,868	
Capital Outlay	-	2,389	(1,748)	-	-	-	-	-	-	-	-	-	641	-	
Total Expenses	114,337	255,690	302,450	213,909	229,843	241,107	277,721	248,705	288,894	289,092	259,783	301,399	3,088,797	65,868	
Operating Cash Inflow (Outflow)	(113,782)	(176,573)	(147,818)	162,596	(39,241)	132,474	146,268	(62,514)	24,941	312,266	18,187	(36,011)	627,756	406,964	
Revenues - Prior Year Accruals	228,925	-	61,257	72,660	9,988	215	13,318	-	-	-	-	-	-	-	
Expenses - Prior Year Accruals	(37,837)	-	(858)	-	(1,347)	-	(8,632)	(8,632)	(8,632)	(8,632)	(25,897)	(25,897)	-	-	
Accounts Payable - Current Year	(158,558)	26,633	17,477	(23,128)	(23,128)	(23,128)	(23,128)	3,219	3,219	3,219	3,219	3,219	-	-	
Summerholdback for Teachers	(33,504)	890	3,879	3,219	3,219	3,219	3,219	3,219	3,219	3,219	3,219	3,219	-	-	
Loans Payable (Current)	-	(33,000)	136,273	(120,000)	(113,031)	(66,229)	-	-	-	-	-	-	-	-	
Loans Payable (Long Term)	-	-	40,000	(10,417)	(10,417)	(10,417)	(10,417)	(10,417)	(10,417)	(40,000)	-	-	-	-	
Other Long Term Debt	-	-	-	-	-	-	-	-	-	-	-	-	-	-	
Ending Cash	71,278	(94,183)	16,026	100,956	(73,001)	(36,867)	83,760	5,416	14,526	281,379	276,888	218,198	627,756	406,964	



REACH Leadership STEAM Academy

science | technology | engineering | art | math

Board of Directors Regular Meeting Minutes

Monday, September 28, 2015 - 7:00 PM

This meeting will be held at: 4850 Jurupa Ave., Riverside, CA 92504

Conference Call

Participant Access Code: 185543#

Conference Dial-in Number: (712) 432-1500

Subscriber PIN Code: 1069689#

Trayci Nelson- 7837 Lily Trotter Street, North Las Vegas, Nevada 89084

1. Call to Order & Roll Call

Meeting is called to order at: 7:04 p.m.

Member	Present	Absent
Carla Crow	X	
Trayci Nelson	X	
Jennifer Boren	X	
Beverly Saffold	X	
Frederica Bush	X	
Totals:	5	0

Introduction of Guests:

1. Chris Rentie
2. Chance Boren
3. Alva Banuelos
4. Camille Kearl
5. Richard May
6. Marvin Powell Jr.
7. Jennifer Adams
8. Jarrod Adams
9. Dr. Bud Drake

2. Review & Approval of Agenda

Motion: FB Second: BSS Vote: 5-0 motion carries

3. Invitation to the Public to Address the Board

a. One parent wanted to know how often website is updated, and pointed out a spelling error and asked that teacher info be updated.

b. Another parent wanted to know rationale for paying for playground; would like specifics for 7/15 expenses for hotel lodging but not purpose; and wondered if school didn't have duty to provide adequate facilities for play/recreation

4. Reports-

a. Edtec

See financial packet

b. Director report

*RUSD Board presentation Monday, Oct. 5th 5:30pm (mission, vision, governing board, attendance, facilities, household income, demographic data, EL data, SBAC data, measurable pupil outcomes, budget)

5. Action Items

a. Approval of Board Meeting Minutes - August 24, 2015:

Motion: BSS Second: FB Vote: motion carries

Member	Aye	Nay	Abstain	Absent
Carla Crow	X			
Trayci Nelson	X			
Jennifer Boren	X			
Beverly Saffold	X			
Frederica Bush	X			
Totals:	5	0	0	0

b. Approval of Check Register - August 2015:

Motion: BSS Second: FB Vote: motion carries

Member	Aye	Nay	Abstain	Absent
Carla Crow	X			
Trayci Nelson	X			
Jennifer Boren	X			
Beverly Saffold	X			
Frederica Bush	X			
Totals:	5	0	0	0

c. Approval of Revised School Calendar to reflect facility closure on Election Day, November 3, 2015.

Motion: FB Second: JB Vote: MOTION CARRIES

Member	Aye	Nay	Abstain	Absent
Carla Crow	X			
Trayci Nelson	X			
Jennifer Boren	X			
Beverly Saffold	X			
Frederica Bush	X			
Totals:	5	0	0	0

d. Approval of Revised School Bell Schedule to reflect correct recess end times for third through fifth grades.

Motion: FB Second: BSS Vote: MOTION CARRIES

Member	Aye	Nay	Abstain	Absent
Carla Crow	X			
Trayci Nelson	X			
Jennifer Boren	X			
Beverly Saffold	X			
Frederica Bush	X			
Totals:	5	0	0	0

e. **Approval of \$40,000.00 Loan.**

Chris and Virgie Rentie recused themselves while vote is discussed and voted on Motion to approve Promissory Note in the amount of \$40,000 from Christopher & Virgie Rentie to be repaid at 5% APR.

Motion: JB Second: FB Vote: MOTION CARRIES

Member	Aye	Nay	Abstain	Absent
Carla Crow	X			
Trayci Nelson	X			
Jennifer Boren	X			
Beverly Saffold	X			
Frederica Bush	X			
Totals:	5	0	0	0

f. **Election of Officers:** Carla Crow nominates Trayci Nelson as REACH Board President.

Motion to appoint Trayci Nelson as REACH Board President.

Motion: JB Second: FB Vote: motion carries

Member	Aye	Nay	Abstain	Absent
Carla Crow	X			
Trayci Nelson			X	
Jennifer Boren	X			
Beverly Saffold	X			
Frederica Bush	X			
Totals:	4	0	1	0

- g. Election of Officers: Carla Crow nominates Trayci Nelson as REACH Board Treasurer.**

Motion to appoint Trayci Nelson as REACH Board Treasure.

Motion: JB Second: FB Vote: MOTION CARRIES

Member	Aye	Nay	Abstain	Absent
Carla Crow	X			
Trayci Nelson			X	
Jennifer Boren	X			
Beverly Saffold	X			
Frederica Bush	X			
Totals:	4	0	1	0

- h. Trayci Nelson nominates Carla Crow as REACH Board Vice President.**

Motion to appoint Carla Crow as REACH Board Vice President.

Motion: JB Second: BS Vote: MOTION CARRIES

Member	Aye	Nay	Abstain	Absent
Carla Crow			X	
Trayci Nelson	X			
Jennifer Boren	X			
Beverly Saffold	X			
Frederica Bush	X			
Totals:	4	0	1	0

i. Virgie Rentie nominates Jennifer Boren as REACH Board Secretary.

Motion to appoint Jennifer Boren as REACH Board Secretary.

Motion: RB Second:BS Vote:motion Carries

Member	Aye	Nay	Abstain	Absent
Carla Crow	x			
Trayci Nelson	x			
Jennifer Boren			X	
Beverly Saffold	x			
Frederica Bush	x			
Totals:	4	0	1	0

Board Comments

School year is off to a great year! Thank you to all the awesome parents and staff.

Adjournment

Meeting is adjourned at: 8:29 p.m.

Motion: FB Second: BSS

Next board meeting date: 10/26/2015

This legislative body conducts business under the meeting requirements of the Ralph M. Brown Act.

MEETING AGENDA & RELATED MATERIALS

Agendas for regular meetings as defined by the Brown Act will be posted at the meeting site and the legislative body's website, if applicable, 72 hours prior to the start of the meeting. Agendas for special meetings as defined by the Brown Act will be posted at the meeting site and the legislative body's website, if applicable, 24 hours before the start of the meeting. Materials relating to an agenda topic that is a matter of public record in open session, will be made available for public inspection 72 hours prior to the start of the meeting, or, alternatively, when the materials are distributed to at least the majority of the board members.

THE ORDER OF BUSINESS MAY BE CHANGED WITHOUT NOTICE

Notice is hereby given that the order of consideration of matters on this agenda may be changed without prior notice.

REASONABLE LIMITATIONS MAY BE PLACED ON PUBLIC TESTIMONY

The Governing Board's presiding officer reserves the right to impose reasonable time limits on public testimony to ensure that the agenda is completed.

SPECIAL PRESENTATION MAY BE MADE

Notice is hereby given that, consistent with the requirements of the *Bagley-Keene Open Meeting Act*, special presentations not mentioned in the agenda may be made at this meeting. However, any such presentation will be for information only.

REASONABLE ACCOMMODATION WILL BE PROVIDED FOR ANY INDIVIDUAL WITH A DISABILITY

Pursuant to the *Rehabilitation Act of 1973* and the *Americans with Disabilities Act of 1990*, any individual with disability who requires reasonable accommodation to attend or participate in this meeting may request assistance by contacting REACH Leadership STEAM Academy at 4850 Jurupa Ave., Riverside, CA 92506; (951) 275-8850; (951) 275-8829 fax.

FOR MORE INFORMATION

For more information concerning this agenda or for materials relating to this meeting please contact REACH Leadership STEAM Academy at 4850 Jurupa Ave., Riverside, CA 92506; (951) 275-8850; (951) 275-8829 fax.



REACH Leadership STEAM Academy

science | technology | engineering | art | math

Board of Directors Meeting Minutes

Monday, August 24, 2015 - 7:00 PM

This meeting will be held at: 4850 Jurupa Ave., Riverside, CA 92504

Conference Call

Participant Access Code: 185543#

Conference Dial-in Number: (712) 432-1500

Subscriber PIN Code: 1069689#

1. Call to Order & Roll Call

Meeting is called to order at: 7:00 PM

Member	Present	Absent
Carla Crow	X	
Trayci Nelson	X	
Chris Rentie	X	
Jennifer Boren	X	
Beverly Saffold	X	
Frederica Bush	X	
Totals:	6	0

Introduction of Guests:

1. Chance Boren
2. Jamie Jacklin
3. Dr. Holmes

2. Review & Approval of Agenda - (approve to delete Deneen's name off roll call)

Motion: FB Second: BS Vote: Motion Carries

3. Invitation to the Public to Address the Board

None

4. Reports

- a. Director's Report
 - Enrollment: 401 students enrolled, 25 seats available.
 - Waiting lists in most grades, 2nd & 3rd grade has availability
 - 82% retention rate, lower than prior years. (Goal is 96%)
 - Some moved due to 3rd grade contention, new site being too far, or moving out of district.

- Teacher retention: 8 new teachers hired; 4 left from last year. 1 was not going to be rehired, 1 moved out of state, 1 wanted to be closer to brand new baby, and 1 needed a district job.
- Facility: Split campus
- 4 classes at new site - 120 students - k,1,2,3
- Need for facility construction: 1.6 million and a 300k down payment

b. Financial Report, Edtec

5. Action Items

c. **Approval of Board Meeting Minutes: 6-22-15 & 6-29-15**

Motion: TN Second: CR Vote: Motion Carries

Member	Aye	Nay	Abstain	Absent
Carla Crow	X			
Trayci Nelson	X			
Chris Rentie	X			
Jennifer Boren	X			
Beverly Saffold	X			
Frederica Bush	X			
Totals:	6			

d. **Approval of Check Register(s): June & July 2015**

Motion: FB Second: TN Vote: Motion Carries

Member	Aye	Nay	Abstain	Absent
Carla Crow	X			
Trayci Nelson	X			
Chris Rentie	X			
Jennifer Boren	X			
Beverly Saffold	X			
Frederica Bush	X			
Totals:	6			0

e. **Approval of Unaudited Actuals**

Motion: JB Second: BS Vote: Motion Carries

Member	Aye	Nay	Abstain	Absent
Carla Crow	X			
Trayci Nelson	X			
Chris Rentie	X			
Jennifer Boren	X			
Beverly Saffold	X			
Frederica Bush	X			
Totals:	6			0

- f. **Section 3. of the REACH Leadership Academy Bylaws “Appointment and Term of Office,” stipulates that initial Directors and officers shall be appointed by the Founding Team and shall serve staggered terms as determined by the Board at its first Board meeting. After initial terms, Directors shall hold office for a term of two (2) years or until a successor has been selected.**

In accordance with the REACH Leadership Academy Bylaws, the following Board of Directors are eligible for an additional 3 year term given a majority vote by the Board: Carla Crow, Trayci Nelson, & Frederica Bush.

Approval of Carla Crow as REACH Leadership Academy Board member serving a 3-year term.

Note: Terms are being staggered to avoid high rate of board members change within a given academic year.

Motion: FB Second: BS Vote: Motion Carries

Member	Aye	Nay	Abstain	Absent
Carla Crow			X	
Trayci Nelson	X			
Chris Rentie	X			
Jennifer Boren	X			
Beverly Saffold	X			
Frederica Bush	X			

Totals:	5		1	0
---------	---	--	---	---

- g. Approve of Trayci Nelson as REACH Leadership Academy Board member serving a 3-year term.**

Motion: JB Second:CR Vote: Motion Carries

Member	Aye	Nay	Abstain	Absent
Carla Crow	X			
Trayci Nelson			X	
Chris Rentie	X			
Jennifer Boren	X			
Beverly Saffold	X			
Frederica Bush	X			
Totals:	5		1	0

- h. Approval of Frederica Bush as REACH Leadership Academy Board member serving a 3-year term.**

Motion: BS Second: TN Vote: Motion Carries

Member	Aye	Nay	Abstain	Absent
Carla Crow	X			
Trayci Nelson	X			
Chris Rentie	X			
Jennifer Boren	X			
Beverly Saffold	X			
Frederica Bush			X	
Totals:	5		1	0

5. Board Comments

6. Adjournment 7:59

Meeting is adjourned at:

Motion: FB Second: TN

Next board meeting date: 9/28/2015

This legislative body conducts business under the meeting requirements of the Ralph M. Brown Act.

MEETING AGENDA & RELATED MATERIALS

Agendas for regular meetings as defined by the Brown Act will be posted at the meeting site and the legislative body's website, if applicable, 72 hours prior to the start of the meeting. Agendas for special meetings as defined by the Brown Act will be posted at the meeting site and the legislative body's website, if applicable, 24 hours before the start of the meeting. Materials relating to an agenda topic that is a matter of public record in open session, will be made available for public inspection 72 hours prior to the start of the meeting, or, alternatively, when the materials are distributed to at least the majority of the board members.

THE ORDER OF BUSINESS MAY BE CHANGED WITHOUT NOTICE

Notice is hereby given that the order of consideration of matters on this agenda may be changed without prior notice.

REASONABLE LIMITATIONS MAY BE PLACED ON PUBLIC TESTIMONY

The Governing Board's presiding officer reserves the right to impose reasonable time limits on public testimony to ensure that the agenda is completed.

SPECIAL PRESENTATION MAY BE MADE

Notice is hereby given that, consistent with the requirements of the *Bagley-Keene Open Meeting Act*, special presentations not mentioned in the agenda may be made at this meeting. However, any such presentation will be for information only.

REASONABLE ACCOMMODATION WILL BE PROVIDED FOR ANY INDIVIDUAL WITH A DISABILITY

Pursuant to the *Rehabilitation Act of 1973* and the *Americans with Disabilities Act of 1990*, any individual with disability who requires reasonable accommodation to attend or participate in this meeting may request assistance by contacting REACH Leadership STEAM Academy at 4850 Jurupa Ave., Riverside, CA 92506; (951) 275-8850; (951) 275-8829 fax.

FOR MORE INFORMATION

For more information concerning this agenda or for materials relating to this meeting please contact REACH Leadership STEAM Academy at 4850 Jurupa Ave., Riverside, CA 92506; (951) 275-8850; (951) 275-8829 fax.